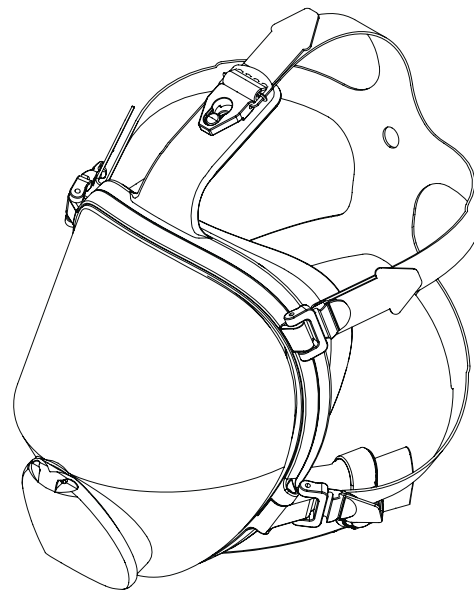
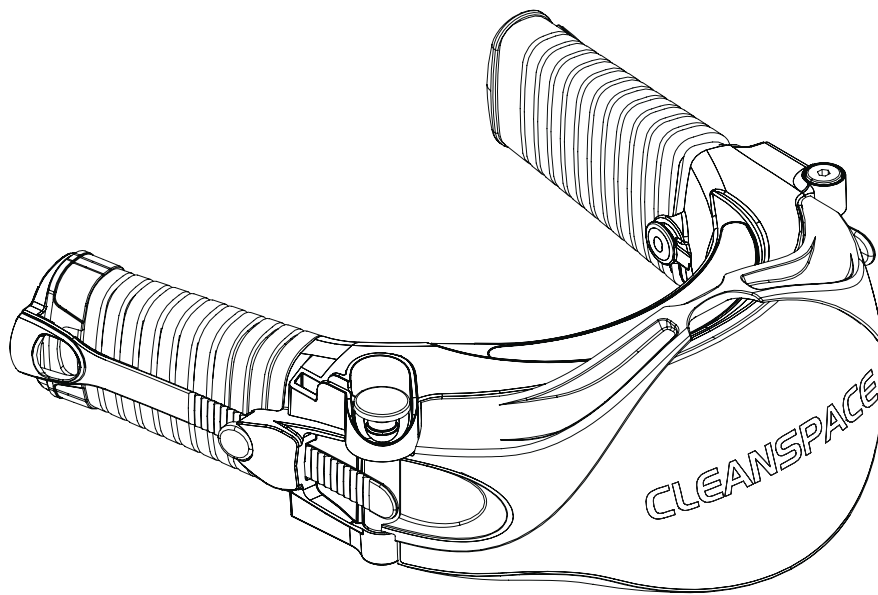


CleanSpace®

R E S P I R A T O R S

QUICK START GUIDE - EX



CleanSpace EX


PAF-0060

CleanSpace Technology Pty Ltd
ABN 24 146 453 554
T: +61 2 8436 4000

Unit 5, 39 Herbert Street
St. Leonards NSW 2065 Australia

www.cleanspacetechnology.com
sales@cleanspacetechnology.com



CleanSpace EX Approved Configurations

		Power Unit	Mask								Filter								Filter Adaptor		Harness	Neck Support			Charger	
		PAF-0061	PAF-0033	PAF-1010	PAF-0027	PAF-0064	PAF-0062	PAF-0063	PAF-1106	PAF-1014	PAF-0035	PAF-0037	PAF-0050	PAF-0051	PAF-0052	PAF-0076	PAF-0077	PAF-0087	PAF-0091	PAF-0067	PAF-0078	PAF-0073	PAF-1028	PAF-1012	PAF-1013	PAF-1101
Respiratory Certification	EUROPE (EN 12942)	X	X	X	X	X	X	X	X	X	X	X	X	X		X	X		X	X	X	X	X	X	X	X
	AUS/NZ (AS/NZS 1716)	X	X	X	X	X	X	X	X	X	X				X		X	X	X	X	X	X	X	X	X	X
EX Certification	IECEX/ATEX/ETL	X				X	X	X	X*	X*	X	X	X	X	X	X	X	X	X	X	X	X	X	X	X	


* PAF-1106 and PAF-1014 (Small and Medium/Large Full-Face Masks) are approved as IECEX Ex ib IIIB T150 Db only.

NOTE: USA users must consult the NIOSH Respirator Approval Label provided with each CleanSpace Respirator for the NIOSH-approved configurations.

CleanSpace EX Approval Information

Respiratory Certification		Notified Body: BSI (2797); Say Building, John M. Keynesplein, 1066 EP Amsterdam, Netherlands Standard: EN12942:1998/A2:2008 Classification: TM3 DOC: cleanspacetechnology.com/eu2016-425/ Regulation: (EU) 2016/425 Category: III Modules: B and D
		Approved Body: BSI (0086); Kitemark Court, Davy Avenue, Knowlhill, Milton Keynes, MK5 8PP Standard: BS EN12942:1998/A2:2008 Classification: TM3 DOC: cleanspacetechnology.com/eu2016-425/ Regulation: (EU) 2016/425 as brought into UK Law and amended Category: III Modules: B and D
EX Certification	IECEX	Ex Testing and Certification Pty Ltd 1/30 Kennington Drive, Tomago, NSW, 2322, Australia
	ATEX (Quality Assurance)	TUV Rheinland Industrie Services GmbH (CE0035)
	ATEX (Assessment and Certificate)	Intertek Italia S.p.A (NB 2575) (ITS14ATEX27939X R.0) Via Miglioli, 2/A - 20063 Cernusco sul Naviglio, Milano - Italy
	ETL	Intertek Testing & Certification Limited 1809 10th Street, Suite 400, Plano, TX, 75074, USA

CleanSpace Explosive Atmospheres Approvals

<p>IEC 60079-0:2017, IEC 60079-11:2011 Ex ia I Ma, Ex ib IIB T4 Gb Ex ib IIB T150 Db</p>	<p>Key to IECEx markings:</p> <p>Ex Explosion protected</p> <p>ia Type of ignition protection (intrinsic safety, very high protection)</p> <p>ib Type of ignition protection (intrinsic safety, high protection)</p> <p>I Gas Group (Methane)</p> <p>IIB Gas group (Ethylene)</p> <p>IIIB Dust group (non-conductive dust)</p> <p>Ma Equipment protection level for underground mining (very high)</p> <p>T4 Temperature class for Gases (Maximum surface temperature 135°C)</p> <p>T150 Temperature class for Dusts (Maximum surface temperature 150°C)</p> <p>Gb Equipment protection Level for Gases (high)</p> <p>Db Equipment protection Level for Dusts (high)</p>
<p>EN 60079-0:2018 EN 60079-11:2012 ⊕ Ex I M1 Ex ia I Ma ⊕ Ex II 2 G Ex ib IIB T4 Gb</p>	<p>Key to ATEX markings:</p> <p>⊕ Explosive area symbol</p> <p>I Equipment Group (underground mines)</p> <p>II Equipment Group (explosive atmospheres other than underground mines)</p> <p>2G Equipment category (2 = High level of protection, zone 1. G = gas)</p> <p>Ex Explosion protected</p> <p>ia Type of ignition protection (intrinsic safety, very high protection)</p> <p>ib Type of ignition protection (intrinsic safety, high protection)</p> <p>IIB Explosion group Ethylene</p> <p>T4 Temperature class for Gases (Maximum surface temperature 135°C)</p> <p>Gb Equipment protection Level for Gases (high)</p>
<p>Conforms to ANSI/UL Standards UL 60079- 0:2019, UL 60079-11:2014</p> <p>Certified to CAN/CSA Standards CSA 60079- 0:2019, CSA 60079-11:2014 Class I, Division 2, Groups C and D, T4 Class I, Zone 1, AEx ib IIB T4 Gb</p> 	<p>Key to ETL markings:</p> <p>Class I, Division 2 Explosive Atmosphere (gas or vapour), Area classification (A place in which an explosive atmosphere is likely to occur in normal operation) Groups C and D Gas group (Ethylene and Propane)</p> <p>T4 Temperature class (Maximum surface temperature 135°C/275°F)</p> <p>Class I, Zone 1 Explosive Atmosphere (gas or vapour), Area classification (Present intermittently)</p> <p>AEx Explosion Protected approved to US Standards</p> <p>ib Type of ignition protection (intrinsic safety, high protection)</p> <p>IIB Gas group Ethylene</p> <p>Gb Equipment protection class (high)</p>

CleanSpace EX Quick Start Guide

Please read the entire CleanSpace Quick Start Guide before using a CleanSpace Respirator. To view additional instructions and product information, including specific explosive environment (EX) information, go to cleanspacetechnology.com/product-resources/. Before use, refer to the relevant national standards in each local region.

1. Warnings & Limitations

CleanSpace is a powered air purifying respirator (PAPR) and should be used with the battery charged and in Power-On mode. CleanSpace Respirators are intended to protect against substances and mixtures which are hazardous to health.

CleanSpace EX Respirators are intrinsically safe and will be clearly marked as such. Do not use in IDLH environments, or in oxygen-enriched or deficient atmospheres. If working in intrinsically safe environments, this equipment should not be used where dust-laden air is flowing at high speed over the mask, as this may cause static build-up.

Do not submerge the respirator in water. Do not use compressed air or a brush to clean the filter.

Operating Conditions: 0% - 90% RH, -10°C to 45°C. Storage Conditions: 0% - 75% RH, 10°C to 30°C.

Manufacturers Minimum Design Condition/Duration: CleanSpace Respirators will maintain positive pressure in the mask up to 120 l/min. Minimum 4-hour duration. The user must do a Flow Test to check the design condition before each use.

During pre-use visual inspection, if parts are missing or damaged replace them with approved parts before proceeding.

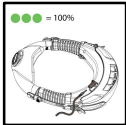
European users should be aware that all markings on the filter refer to the standard EN 12942 (1998) + A2 (2008).

2. System Description

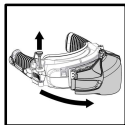
2.1. ALARMS

- A. **Filter Blocked Alarm** – Two (2) beeps, Filter Alarm Light will flash. Leave the contaminated area immediately.
- B. **Low Battery Alarm** – Three (3) beeps. Less than 15 minutes runtime. Leave the contaminated area immediately.

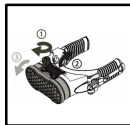
2.2. BATTERY, FILTERS & PRE-USE PROCESS



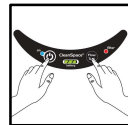
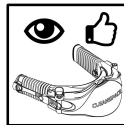
Charge Battery



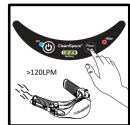
Replace Filter



Visually Inspect all Parts Before Use



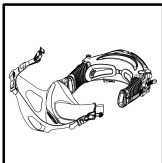
Recalibrate Unit



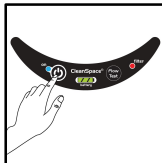
Flow Test – Battery & Filter Lights Flash = FAIL

3. Donning the CleanSpace PAPR

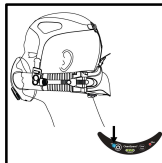
Half Mask



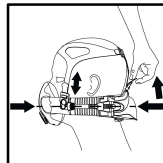
Assemble



Turn On



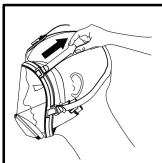
Don



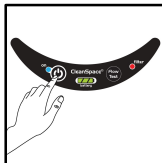
Adjust



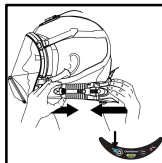
Full Face Mask



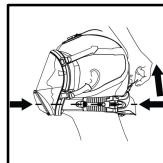
Assemble



Turn On



Don



Adjust



4. Care and Cleaning

Cleaning or disinfectant wipes can be used to wipe down the components. Use a clean cloth to remove any cleaning residue before use. The mask, harness and neck support can be washed with a mild detergent in warm water (less than 50°C). Power units should not be submerged in water. CleanSpace Filters cannot be cleaned. Unopened filters have a limited storage life of five (5) years.